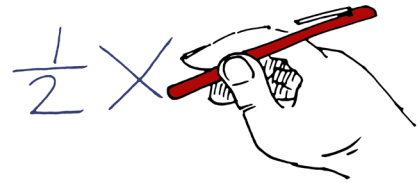


Pencast - what & why



WHAT

A pencast is a recording of your writings or drawings, typically with a voice over, where you explain your drawings.

You can draw on a paper, your computer or tablet, it takes different software and hardware. The output is a video, that you can upload to Absalon, video.ku.dk, YouTube etc.

WHY

A pencast is especially useful for those who use formulas and equations, or who simply like to write on a board while you talk. The videos can function as a preparation before a lecture or as repetition during a course. A great advantage is, that the students can watch the pencast and hear the explanations again and again. And it will be available, when they need it.

For you as a teacher, it can give you more time for questions and dialogue in class, if the students can watch part of the lecture beforehand. And of course you might use the video again next year.

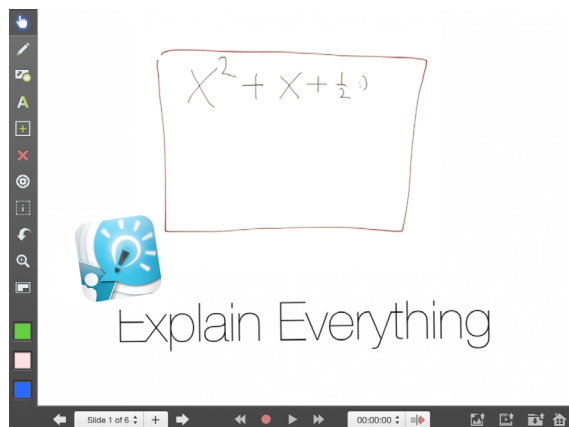
SOFTWARE and HARDWARE

There are several options, when you want to make a pencast. Here are two suggestions:

EXPLAIN EVERYTHING

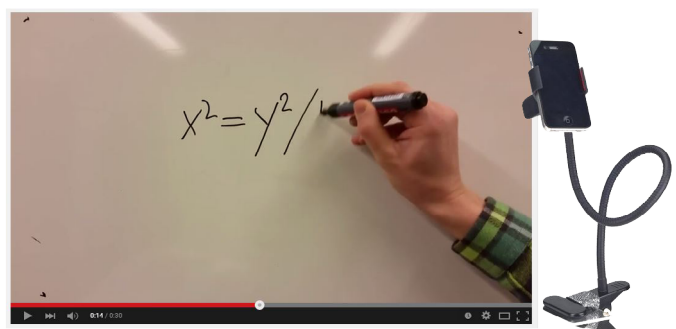
is an app for iPad. Beside the iPad you need a pen (22 Dkr at Pixojet.dk).

With Explain Everything you can record your speak directly to the program, while drawing or writing, and you can very easily publish to YouTube or a videofile.



WHITEBOARD OR PAPER

You can use a simple stand ("Bestek Cell Phone Clip" at Amazon) to hold your smartphone and record your drawings on a whiteboard or on a paper.



CONTACT

If you want to know more about the tools or how to get started, please contact your local e-learning consultants