

# Virtual treasure hunts

Sense of belonging

Bodil Allesen-Holm, KU FOOD  
Rasmus Fløe Mølbak, ITLC

KØBENHAVNS UNIVERSITET

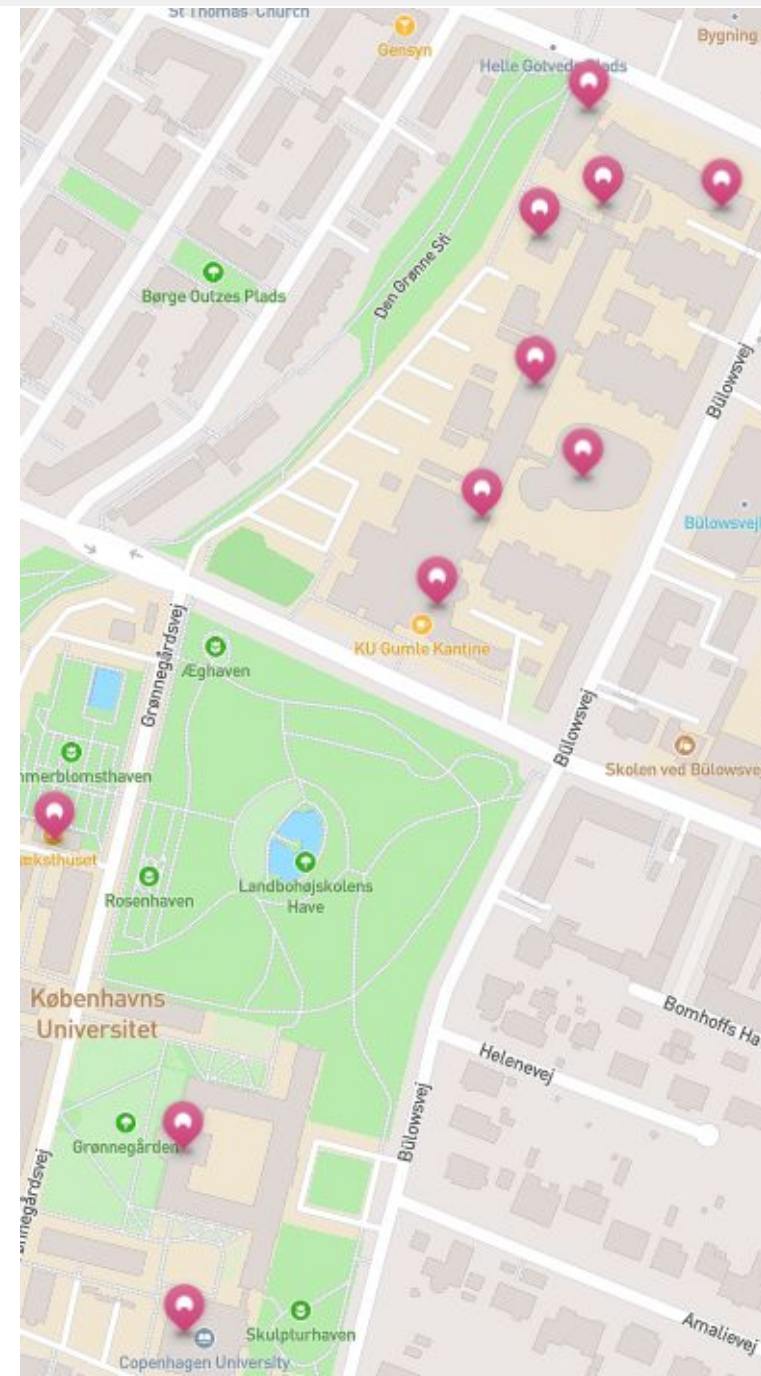
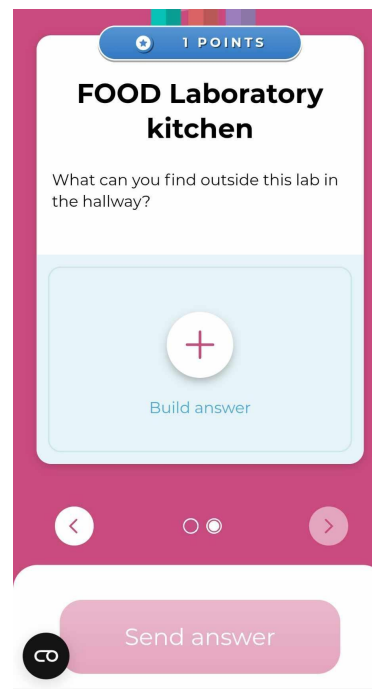
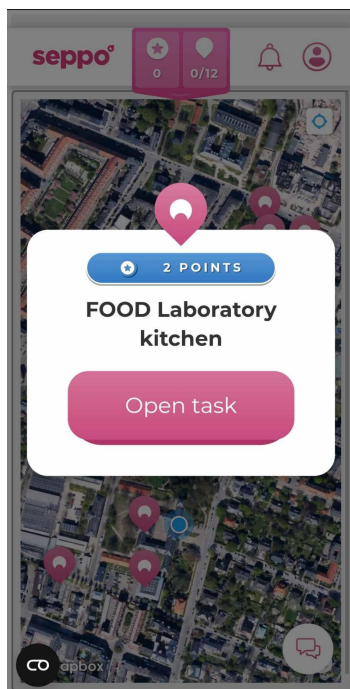


# Study start at FOOD for MSc students

- Create sense of belonging
- Get the new students to interact (also with older students)
- Many activities on one day; the day ending with a treasure hunt around Frederiksberg Campus
- Getting together in a non-curricular activity in a relaxed setting
- Students divided in smaller groups (approx. five new students and one FOOD buddy/tutor)
- Used to be on paper
- Now we tried Seppo!

# Seppo

- Online tool for interactive treasure hunts.



# Question/task types

- You assign points to each tasks
- You can combine the Creative tasks with an upload of a picture
- I only used Creative and Multiple-choice
- Possibility to time activities.

ADD TASKS

The screenshot displays a grid of five task type options under the heading 'ADD TASKS'. Each option is represented by a card with a pink icon, a title, a description, and an information icon (i) in the top right corner.

- Creative**: Open-ended task. Icon: A network of nodes connected by lines.
- Multiple-choice**: Select one option. Icon: Two rounded rectangles, the top one containing a checkmark.
- Checkbox**: Select several options. Icon: A circle containing a checkmark.
- Missing word**: Type a word in a blank. Icon: A speech bubble with a line extending from its bottom.
- Match pairs**: Connect text or images. Icon: Two vertical rectangles, one white and one pink, each with a dot in the center.

# Example 1 – Creative task with picture upload

- Tasks: What the name of your head of studies? Take a picture of him/her.





## Example 2 – Creative task with picture upload

- Why is it called the Marble Hall? Find your FOOD buddies there and take a picture with them.



## Exampe 3 – Multiple-choice

- Works like regular multiple-choice questions (participants do not see the correct answer)

**Væksthuset**  
1 points

Download PDF

**Multiple choice exercise**  
What is "Væksthuset"?

<input checked="" type="checkbox"/> A Cafe on campus	1
<input type="checkbox"/> A plant science center	0
<input type="checkbox"/> A plant nursery	0

# Positives

- Easy and quick to both set up and edit
- Easy to re-use – both for me and others in the future (you can copy-paste old treasure hunts and make new versions)
- You get the results fast – live updated in one place
- Interactive element improving interactions between new students and tutors
- No paper
- Was a success among students (relateable).



# Limitations

- Students must have internet and a charged phone
- When there are two parts of a task, you could easily miss the second one (you have to swipe)
- Some tasks seem easy for you, but can be very difficult for the participants (e.g. finding the Friday bar)
- It takes some time to test it beforehand
- Set aside more time to complete it, than you think (hopefully the participants interact and talk a lot during the treasure hunt!)
- It is a bit tricky to get the results out of the system
- BUT: they are ongoingly improving the system.

# Try it



# Try similar walks



**Garden Walks**

**Immersive labs**



**International Run**



**Immersive Brewery**

